

Technical specifications

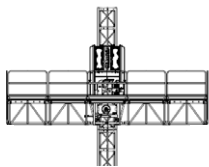
MAIN CHARACTERISTICS

- Strong and robust design
- Simple and reliable control system
- Design based on many years of experience
- Single and twin machine configurations
- Flexible platform length and width
- Hot dip galvanized components
- Variety of accessories available
- Substantial anchor distances
- Mast interchangeable with Alimak construction hoists with 650 mast
- Platform deck system interchangeable with MCM
- Build two independent twin mast climbing work platforms with just three mast positions

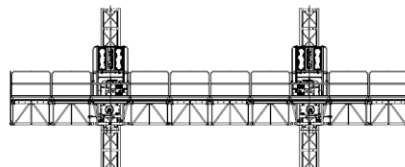


ALIMAK MC 650	Single A-drive	Twin A-drive	Twin B-drive
Platform length (min/max)	4.4/19.4 m	11.8/41.8 m	6/27 m
Platform width (standard/max. extension)	1.5/3.3 m	1.5/3.3 m	1.5/3.3 m
Payload (at min./max. platform length)	3,630/2,230 kg	6,720/3,920 kg	7,240/5,280 kg
Speed (50/60 Hz)	11 m/min	11 m/min	11 m/min
Mast	650	650	650
Rack module	5	5	5
Motor rating drive unit	2 x 5.5kW	4 x 5.5kW	4 x 5.5kW
Power supply	400 V / 50-60 Hz	400 V / 50-60 Hz	400 V / 50-60 Hz
Max lifting height	100 m	100 m	100 m

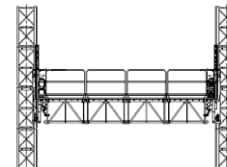
For other demands or specifications, please consult your Alimak representative.



Single A-drive



Twin A-drive



Twin B-drive